



INTEGRATED SEATS
 Banquettes et sièges intégrés
 Asientos integrados
 Integrierte Sitze
 Geïntegreerde zittingen
 Sedili integrati
 Zintegrowane siedziska



**AQUAGLOW™
 TECHNOLOGY**



5-7



NO TOOLS REQUIRED
 Aucun outil nécessaire
 No necesita herramientas
 kein Werkzeug notwendig
 Geen gereedschap nodig
 Attrezzi non necessari
 Bez u ycia narz dzi



SETUP TIME
 Temps de montage
 Tiempo de montaje
 Montagezeit
 Montagetijd
 Tempo di montaggio
 Czas montażu

ITEM • Article • Artículo • Artikel • Artikel • Prodotto • Artykół

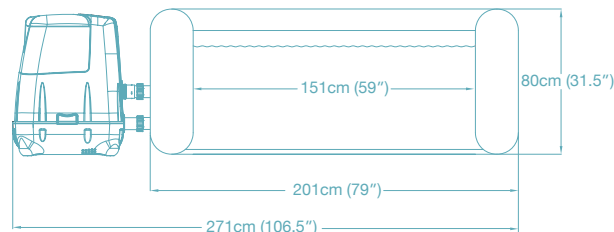
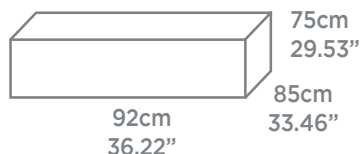
54173

201 x 80 cm
 79" x 31,5"

LAY-Z-SPA™
 MALDIVES

6942138925845

87,44kg
 192,77lb



80%
 1050 L
 277gal.

MATERIAL • Matériel • Material • Material • Materiaal • Materiale • Material



TRITECH™



FOAM BOTTOM
 Dessous mousse
 Parte inferior de espuma
 Schaumstoffboden
 Schuimbodem
 Fondo in schiuma
 Dno wykończone pianką



STURDY I-BEAM CONSTRUCTION
 Construction robuste I-Beam
 Estructura I-Beam resistente
 Stabile I-Beam Konstruktion
 Stevige I-Balk constructie
 Robusta costruzione I-Beam
 Przestronna konstrukcja I-Beam

FEATURES • Caractéristiques • Características • Eigenschaften • Kenmerken • Caratteristiche • Cechy



WATER FILTRATION
 Filtration de l'eau
 Filtrado de agua
 Wasserfilterung
 Waterfiltratie
 Filtrazione
 Filtracja wody



HYDROJET™ MASSAGE SYSTEM
 Système de massage Hydrojet™
 Sistema de masaje Hydrojet™
 HydroJet™-Massagesystem
 Hydrojet™ massage systeem
 Sistema di massaggio Hydrojet™
 System masujący Hydrojet™



MAXIMUM TEMPERATURE
 Température maximale
 Temperatura máxima
 Höchsttemperatur
 Maximum temperatuur
 Temperatura massima
 Temperatura maksymalna



HEATING
 Chauffage
 Calefacción
 Heizfunktion
 Verwarming
 Riscaldamento
 Ogrzewanie



POWER SAVING TIMER
 Minuterie d'économie d'énergie
 Temporizador de ahorro de energía
 Energiespar-Zeitschaltuhr
 Energiebesparende timer
 Timer risparmio energetico
 Energooszczędny timer



CLEARSOFT™ WATER SOFTENING SYSTEM
 ClearSoft™ Système d'adoucissement de l'eau
 ClearSoft™ Sistema para aguas duras
 ClearSoft™ Wasserenthärtungssystem
 ClearSoft™ Waterverzachtingssysteem
 ClearSoft™ Sistema di addolcimento dell'acqua
 ClearSoft™ System Zmiękczenia Wody



AIRJET™ MASSAGE SYSTEM
 Système de massage Airjet™
 Sistema de masaje Airjet™
 Airjet™-Massagesystem
 Airjet™ - massage systeem
 Sistema di massaggio Airjet™
 System masujący Airjet™

INCLUDES • Inclus • Incluye • Inhalt • Bevat • Include • Zawiera



#58323

CARTRIDGE
 Cartouche
 Cartucho
 Kartusche
 Filter
 Cartuccia
 Wkład



GROUND CLOTH
 Tapis de sol
 Esterilla para el suelo
 Bodenplane
 Grondzeil
 Tappeto base
 Mata pod basen



INFLATABLE COVER
 Bâche gonflable
 Cubierta inflable
 Aufblasbare Abdeckung
 Opblaasbare afdekhoes
 Copertura gonfiabile
 Nadmuchiwana pokrywa



CHEMICAL FLOATER
 Floteur chimique
 Flotador químico
 Dosierschwimmer
 Chemische floater
 Galleggiante chimico
 Floater chemiczny



LED LIGHTS
 LED includes
 Luces LED
 LED-Lampen
 LED Verlichting
 Luci a LED
 Światła Ledowe





for your local contact please go to:
www.bestwaycorp.com

 (+45) 69 91 15 76

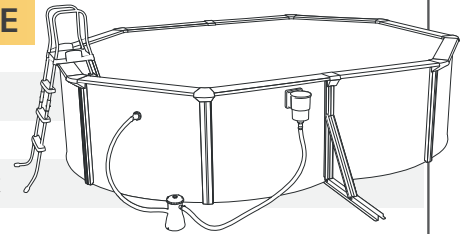
 service@bestwaycorp.dk

MÅLSÆTNING FOR VORES AFTER SALES SERVICE

- Hjælpe forbrugere og forhandlere
- Hjælpe kunder med deres spørgsmål om deres defekte produkter

PRODUKTER DER ER OMFATTET AF AFTER SALES SERVICE

- | | |
|------------------------------------|--|
| • Fast Set™ poolset | • Flowclear™ chlorinator |
| • Rammepool | • Splash in shade Play poolset |
| • Filter pumper | • Hydrium™ Steel Wall poolset |
| • Sandfilter | • Hydrium™ Splasher poolset |
| • El-pool varmer | • Stående padling |
| • Lay-Z-Spa™ set | • Hydro-Force både (65046, 65047, 65048, 65049, 65050, |
| • Lay-Z-Spa™ underholdningsstation | 65053, 65062, 65064) |
| • Sierra Ridge Air telt | • Elektromotorer (65043, 65045) |



TRE TRIN TIL AFTER SALES SERVICE

1

KLARGØR DOKUMENTATION

Nødvendige dokumentation for oprettelse af en reklamation er følgende:

- 1) Udfyldt garantibevis (findes i brugervejledningen)
- 2) Kopi af købskvittering (MEGET VIGTIGT)
- 3) Billede af den defekte del. I visse tilfælde kan det være nødvendigt at sende den defekte del til After Sales Service.
BEMÆRK: KUN DEFEKTE DELE UDSKIFTES
- 4) Serienummer på den defekte del.

2

SEND REKLAMATION

Reklamationen sendes via fax eller e-mail til Bestway After Sales Center. Gå til www.bestwaycorp.com for at finde nærmeste After Sales Center.

3

BEHANDLING AF REKLAMATION

Når reklamationen er godkendt sendes de nye dele til postadressen på garantibeviset. Forsendelsen ankommer i løbet af 4-5 arbejdsdage forudsat den indsendte dokumentation er korrekt udfyldt.



ÅBNINGSTIDER: 24 timer i døgnet året rundt



Lay-Z-Spa™

The Comfortable, Affordable, Go-Anywhere Spa!™

14-Steps to Maintain Your Lay-Z-Spa™

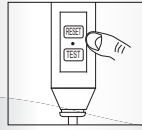
Congratulations on the purchase of your new Lay-Z-Spa™. Before operating the Lay-Z-Spa™ be sure to follow these 14 steps. Damage resulting from misuse is not covered by the manufacturer's warranty.

1



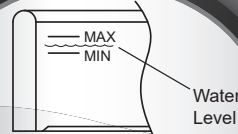
The Lay-Z-Spa™ should not be set up or left out in temperatures lower than 4°C (40°F).

2



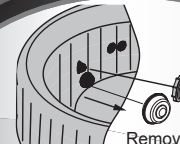
The PRCD plug must be tested before each use to avoid risk of electric shock. Do not use the pump if this test fails.

3



Fill the water level between maximum and minimum printed on the SPA wall.

4



Remove Stopper Caps
Ensure water is circulating between the Spa and the Pump and that the Stopper Caps have been removed.

5



Be sure to set your desired temperature.

11




Hibernate Function:

After 72 hours of operation (except timer function), the pump will hibernate and "END" will be displayed on the LED. When the pump is hibernating both the rapid heating and water filtration functions are disabled. To re-activate the pump simply press any button on the control panel.



12

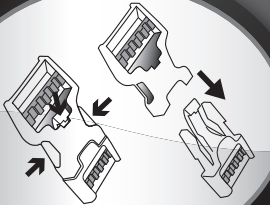
IMPORTANT NOTICE:
This unit will automatically lock after 5 minutes of inactivity. To unlock simply place a finger over  function button for 3 seconds.

13

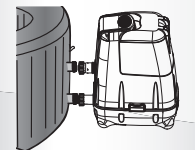


We recommend you take a shower before using your Lay-Z-Spa, as cosmetic products, lotions, and other residues on the skin can quickly degrade water quality.

14

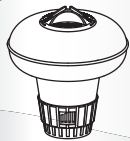


6



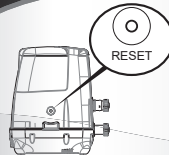
Check to ensure the Spa and adapters are not leaking.

10



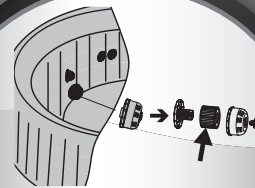
All Spas require the use of chemicals in order to keep the water clear and safe.

9



If the pump is not heating properly, please press the thermal cut-out manual "Reset" button on the pump.

8



Change the Filter Cartridges regularly.

7



Clean and maintain the Filter Cartridge regularly.

Lay-Z-Spa™

The Comfortable, Affordable, Go-Anywhere Spa!™

Maintaining Spa Water

Proper disinfection and filtration of spa water kills harmful micro-organisms, removes oil, make up, and lotion and ensures the water is clean and safe.

Pool Spa water quality can be extremely hazardous to your health. We recommend you perform the following procedures:

- A. Clean filter cartridges every day and change filter cartridges every week depending on use.
- B. Change water regularly and use appropriate Spa pool chemicals.

NOTE: When performing chemical maintenance, activate the Lay-Z-Massage function to quickly dissolve chemicals into the water.

NOTE: Remove the chemical floater from spa when the spa is in use.

All spas require the use of pool chemicals. Pool chemicals are potentially toxic and should be handled with care. There are serious health risks from chemical vapors and the incorrect labeling and storage of chemical containers. Please consult your local pool supply retailer for more information about chemical maintenance. Pay close attention to the chemical manufacturer's instructions. Spa damage resulting from misuse of chemicals and mismanagement of spa water is not covered by the warranty.

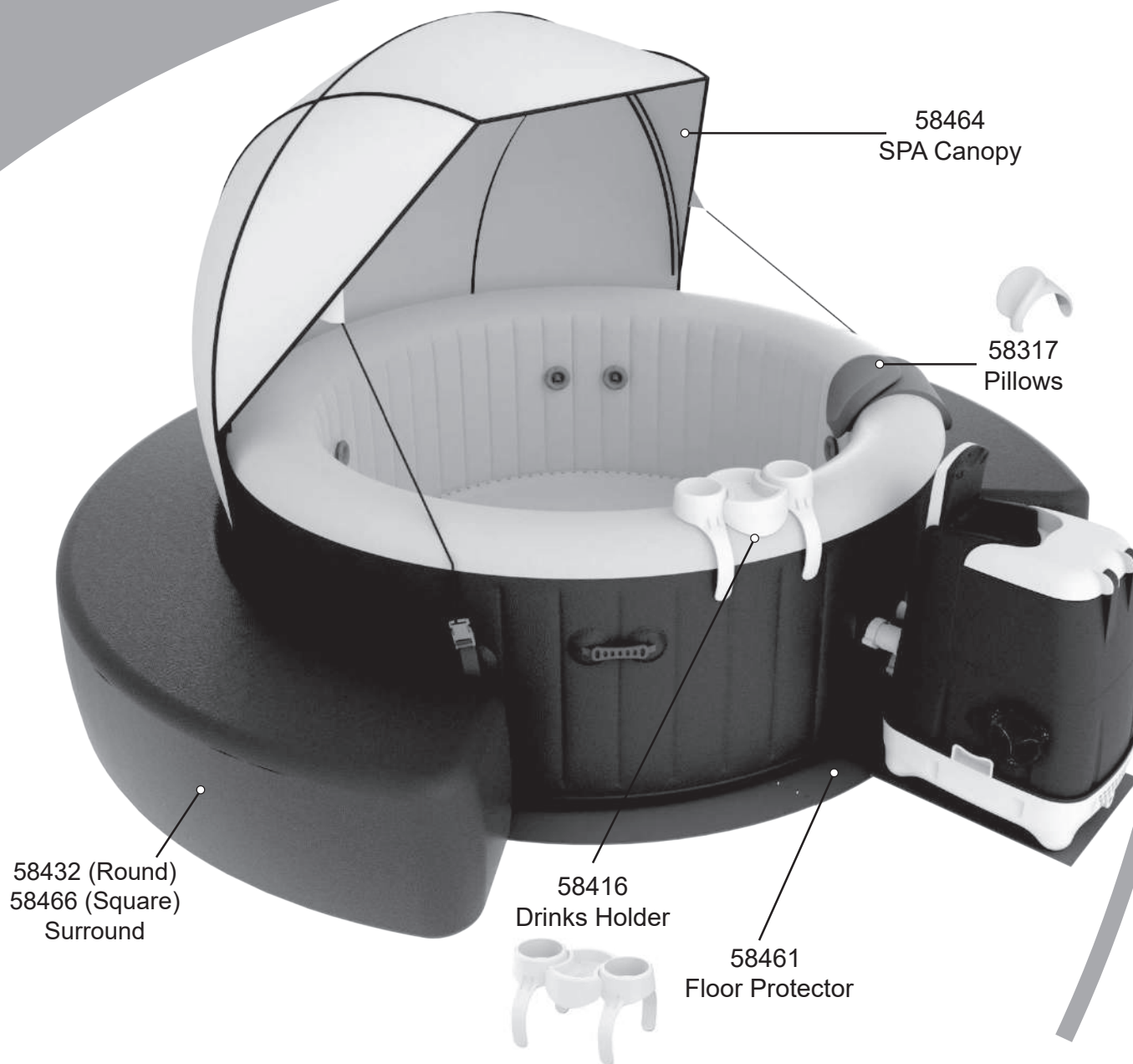
1. Water Balance

We recommend maintaining your water pH between 7.4 and 7.6, total alkalinity between 80 and 120ppm and free chlorine between 2 to 4ppm. Purchase a test kit to test your water chemistry before using the spa and continue to test the water no less than once a week. Low pH will cause damage to the spa and pump. Damage resulting from chemical imbalance is not covered by the warranty.

2. The Bestway Lay-Z-Spa is supplied with a chemical floater.

Please note: this is supplied for use with chemical tablets only. Do not use granules.

Lay-Z-Spa™ Xtras



Cleaning



MALDIVES HYDROJET PRO

