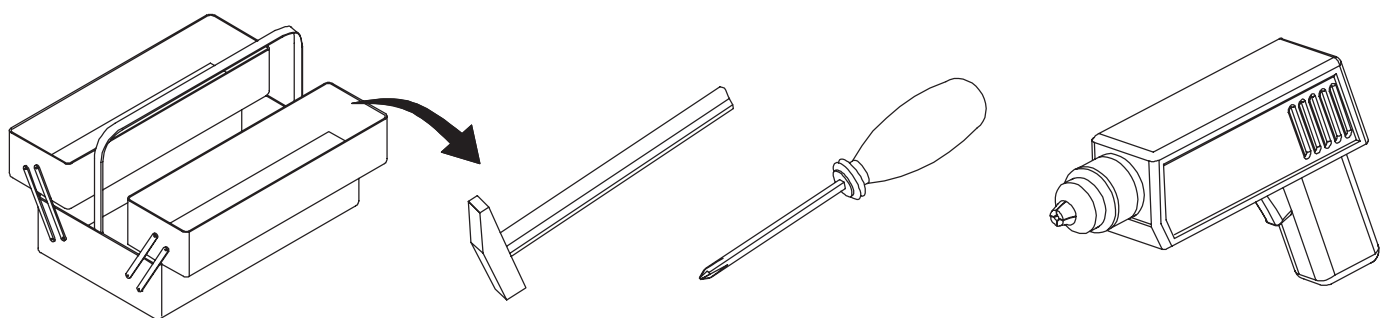
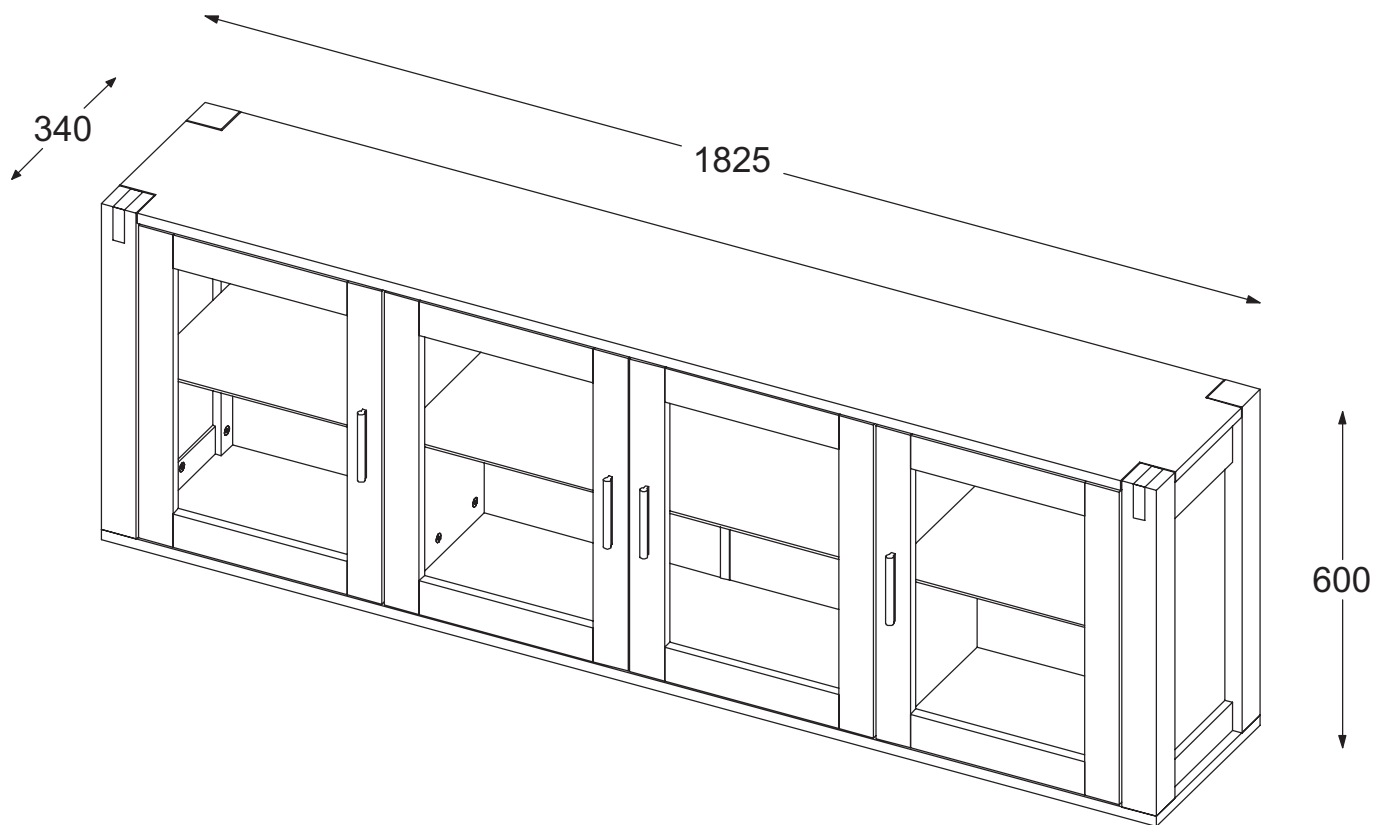


825707



WICHTIG - FÜR SPÄTERE VERWENDUNG
AUFBEWAHREN - SORGFÄLTIG LESEN

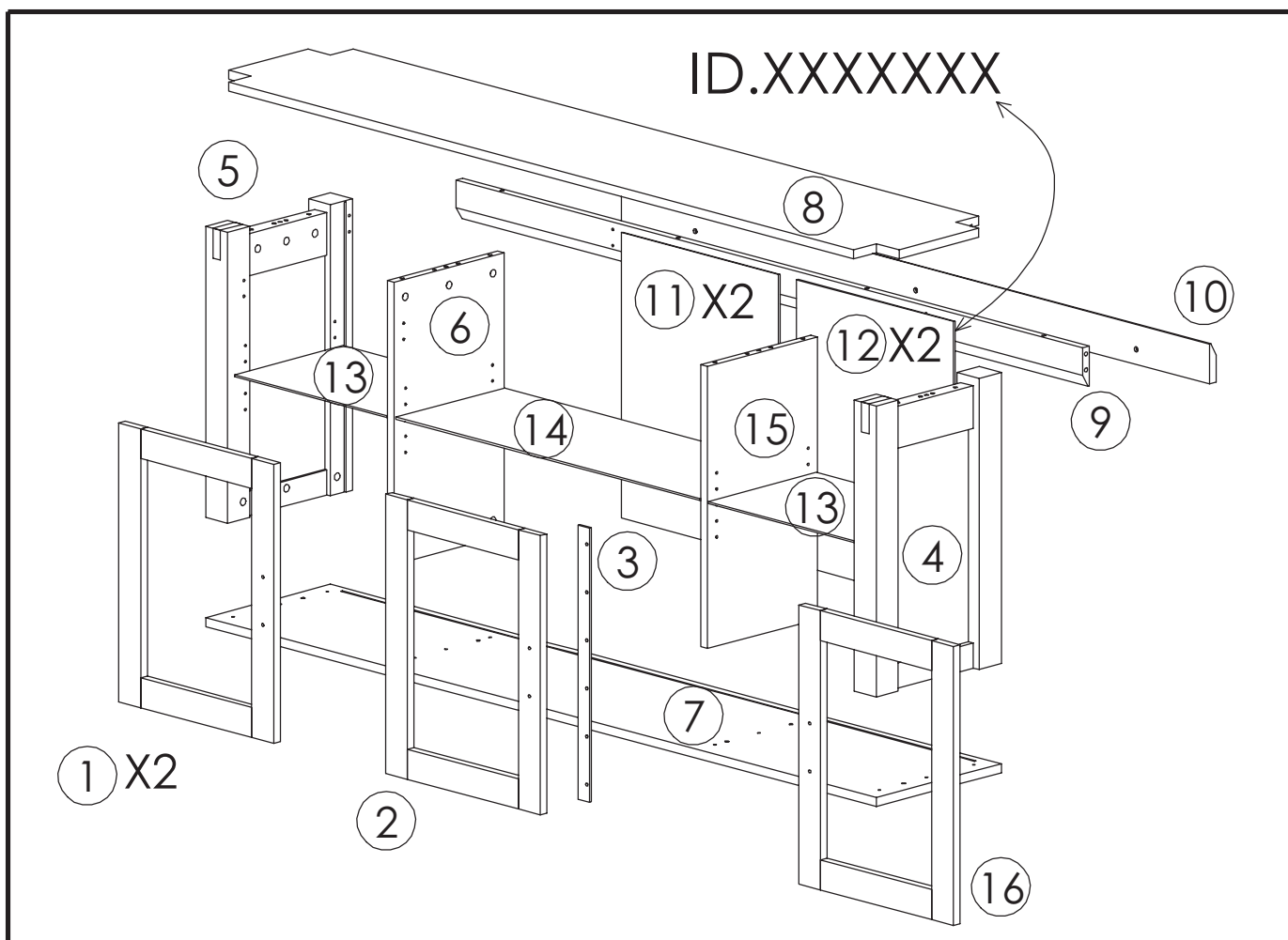
VIGTIGT - Samlevejledningen skal opbevares
i arkiv til senere brug - Skal gennemlæses nøje

NOTICE - These instructions must be saved
for future use - Instructions must be followed

IMPORTANT - Veuillez conserver
la notice de montage dans le cadre
d'une prochaine utilisation.
Parcourir cette notice avec attention

TEILCHECKLISTE
TJEKLISTE
CHECK LIST
LISTE DE CONTROLE

Ref./nr.	Art. nr.	Qty. / Stck.	Size (mm) / Maß (mm)				Qty / Stck.	✓
1	41406207	2	558	x	422	x	18	
2	41434507	1	558	x	422	x	18	
3	31434607	1	548	x	32	x	5	
4	31406407	1	582	x	340	x	60	
5	31406507	1	582	x	340	x	60	
6	31406707	1	564	x	299	x	18	
7	31434707	1	1825	x	340	x	18	
8	31434807	1	1825	x	340	x	18	
9	31434907	1	1705	x	80	x	18	
10	31435007	1	1660	x	80	x	18	
11	31435107	2	577	x	426	x	5	
12	31407107	2	577	x	436	x	5	
13	681141	2	414	x	289	x	5	
14	681139	1	828	x	289	x	5	
15	31406607	1	564	x	299	x	18	
16	41435807	1	558	x	422	x	18	



Sollten Sie eventuelle Ersatzteile oder Reklamations Teile fordern, dann bitten wir Sie, diese Seite mitschicken.

Skulle de få brug for reklamationsdele, beder vi dem medsende denne side

If you should be in the need of spareparts, please enclose this page

Si vous desirez des pieces de reserve, veuillez joindre cette page

Name/Name/navn/Nom _____

Adresse/Address/: _____

PLZ/post.nr/postal code _____

Telefon/telephone: _____

Oberfläche/behandlung/Treatment/Finition: _____ Serial No. _____



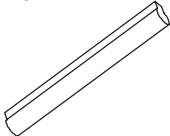
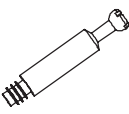
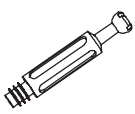
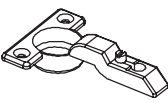





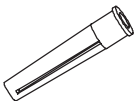
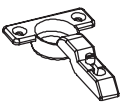



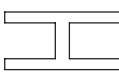
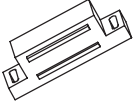
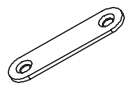

Ursache/årsag/ Reason/Motif _____



TEILCHECKLISTE - TJEKLISTE - CHECK LIST - LISTE DE CONTROLE

Ref./ Nr.	Art.:	Qty./ Stck.	✓
A	314074	16	
B	314074	8	
C	314074	4	
D	314074	20	
E	314074	12	
F	314074	4	
G	314074	4	
H	314074	16	
I	314074	3	
J	314074	32	
K	314074	32	
L	314074	3	

Ref./ Nr.	Art.:	Qty./ Stck.	✓
M	314074	4	
N	314074	4	
O	314074	12	
P	314074	4	
Q	314074	1	
R	314074	2	
S	314074	2	
T	314074	14	

16 - A  Ø8 x 35mm	8 - B  M4 x 23mm	4 - C  120mm	20 - D  Ø6 x 44mm	12 - E  M6 x 41mm	4 - F 
4 - G 	16 - H  20mm	3 - I  Ø4 x 44mm	32 - J  Ø15 x 12mm	32 - K  Ø3.5 x 12mm	3 - L  Ø8 x 38mm
4 - M 	4 - N 	12 - O 	4 - P  Ø4 x 38mm	1 - Q  567mm	2 - R 
2 - S 	14 - T  Ø3 x 12mm				

Geehrter Kunde.
Hier haben Sie die Möglichkeit die mitgelieferten Schrauben nachzumessen.

Kære kunde.
Her har De muligheden for at måle medsendte beslag.

Dear Customer.
Below you have the opportunity to measure the Enclosed Hardware.

Cher Client.
La règle ci jointe vous permet de mesurer la visserie.

Name/Name/navn/Nom _____

Adresse/Address/: _____

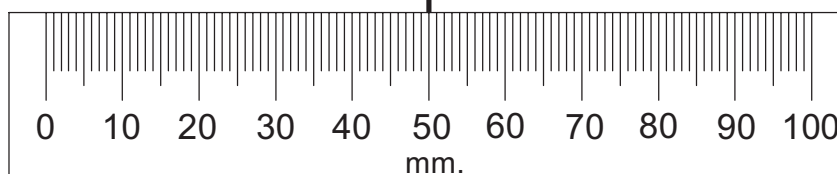
PLZ/post.nr/postal code _____


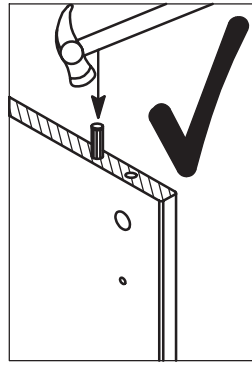
Telefon/telephone: _____

Oberfläche/behandling/Treatment/Finition: _____

Serial No. _____

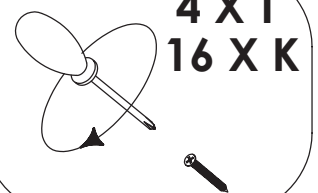
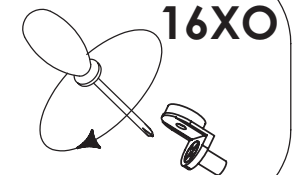
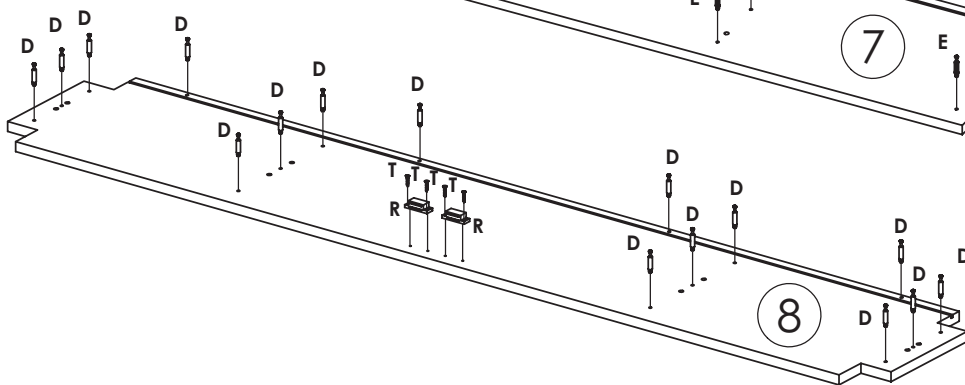
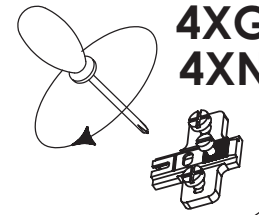
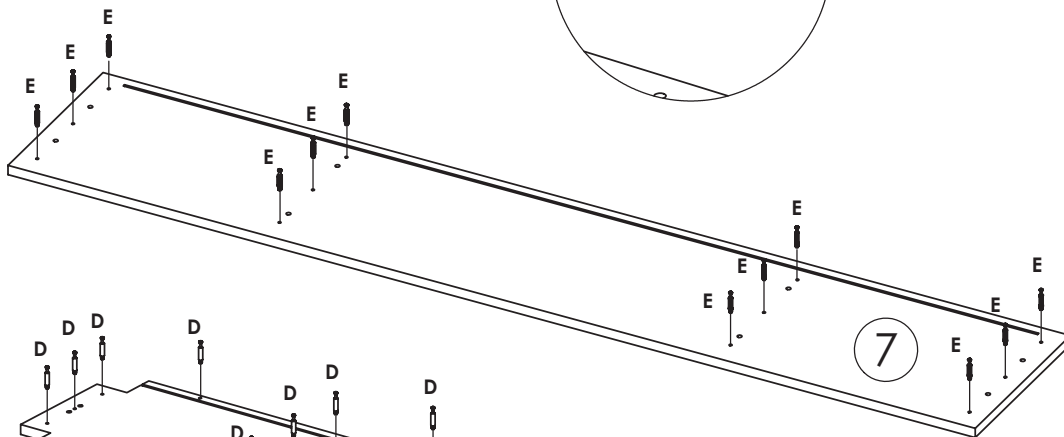
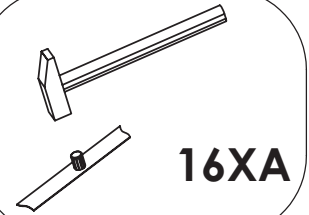
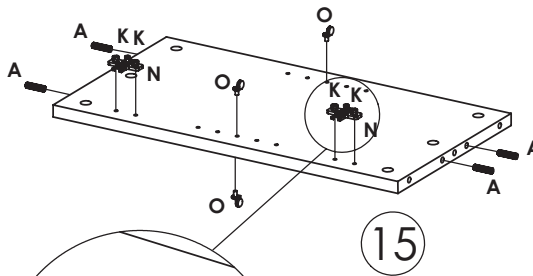
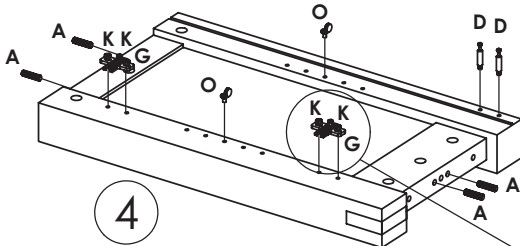
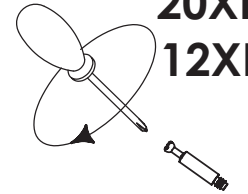
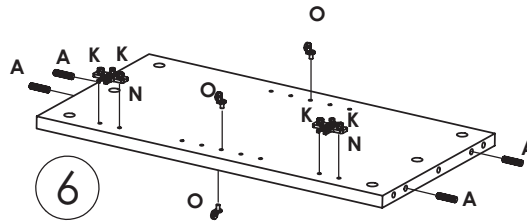
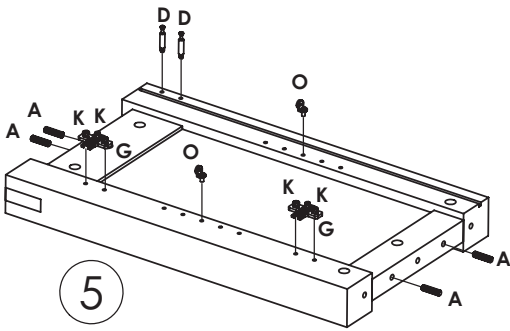
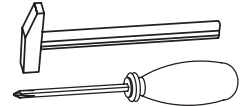
Ursache/årsag/ Reason/Motif _____



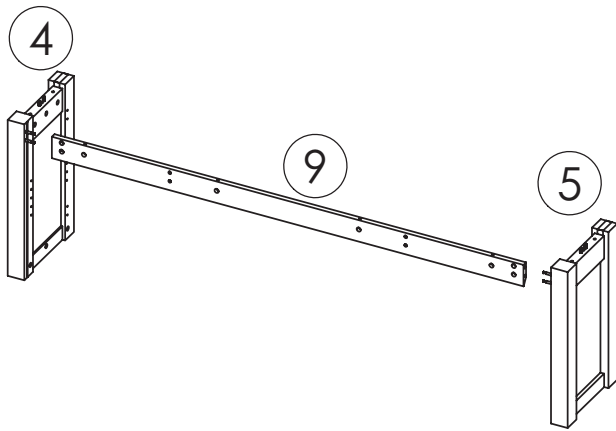


1

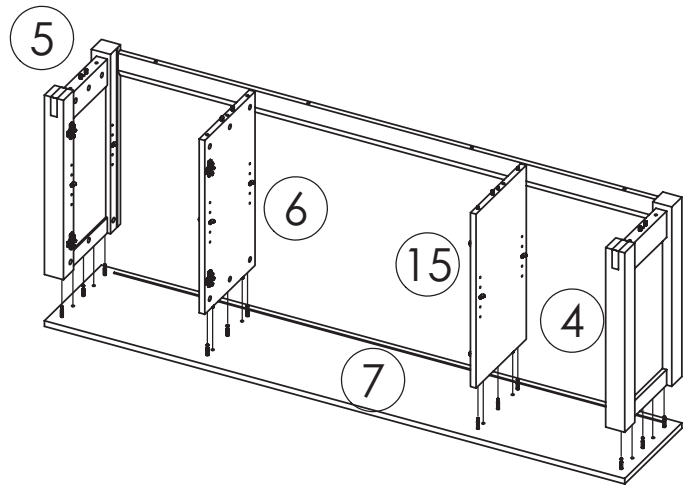
16 X A 20 X D 12 X E 4 X G 4 X N 12 X O 2 X R 4 X T 16 X K



2



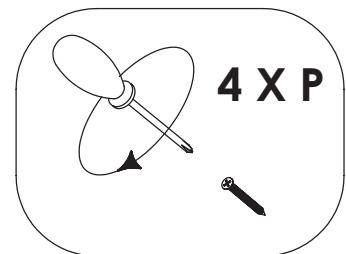
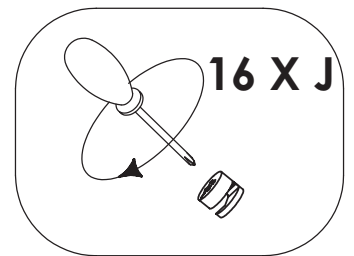
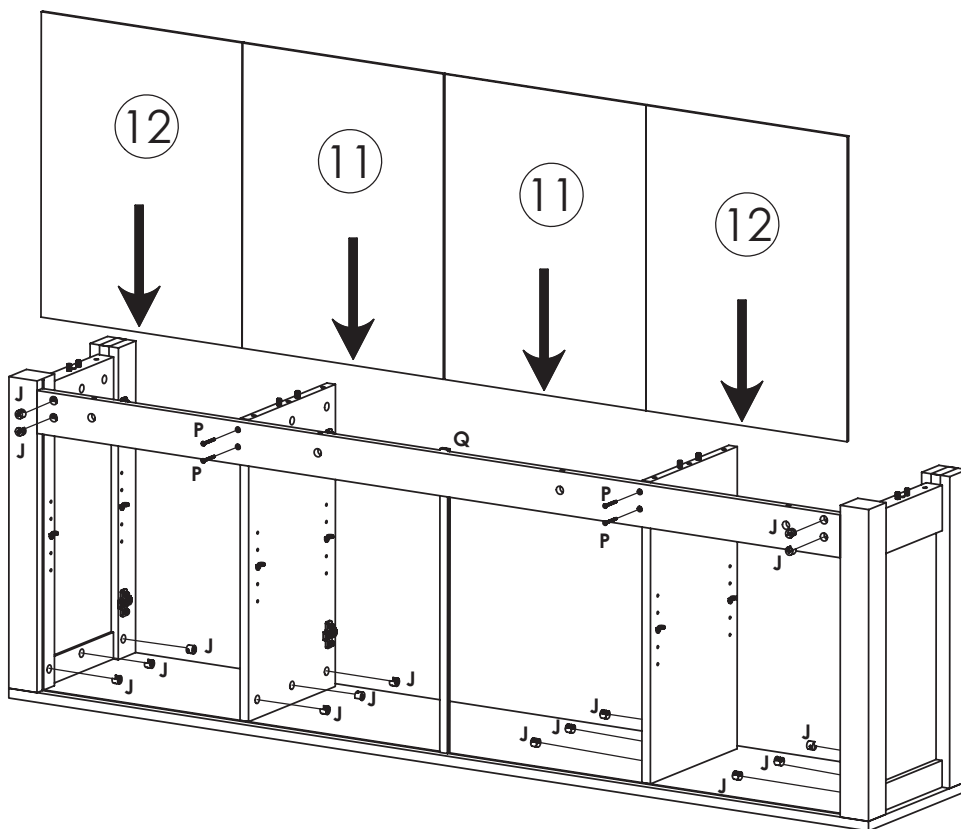
step 1



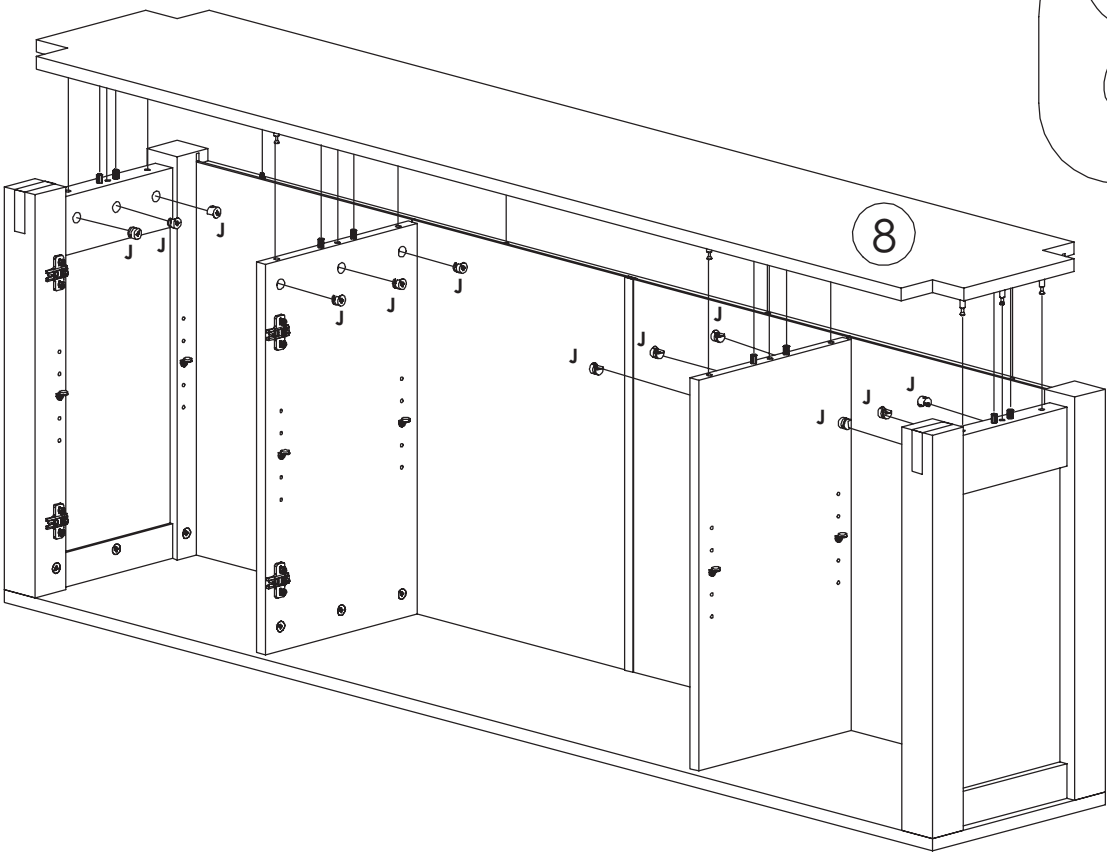
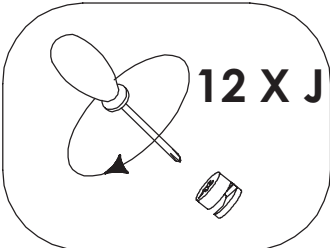

step 2


3

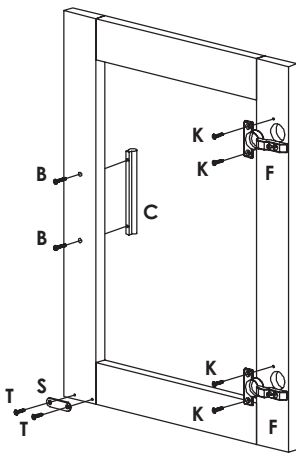
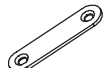
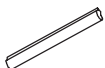
16 X J 4 X P



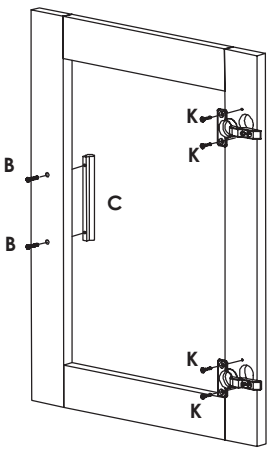
4 12 X J 



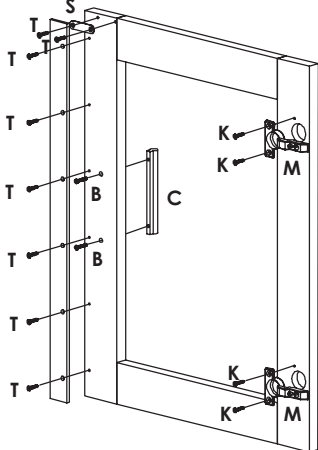
5 8 X B 4 X C 4 X F 4 X M 16 X K 10 X T 2 X S 



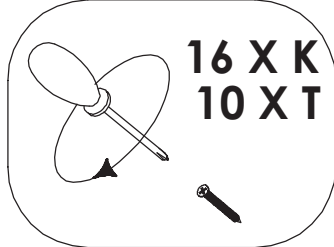
16



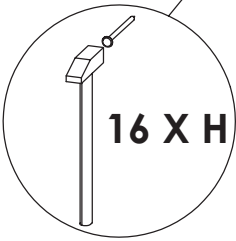
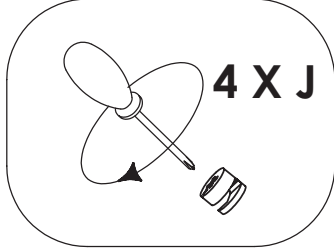
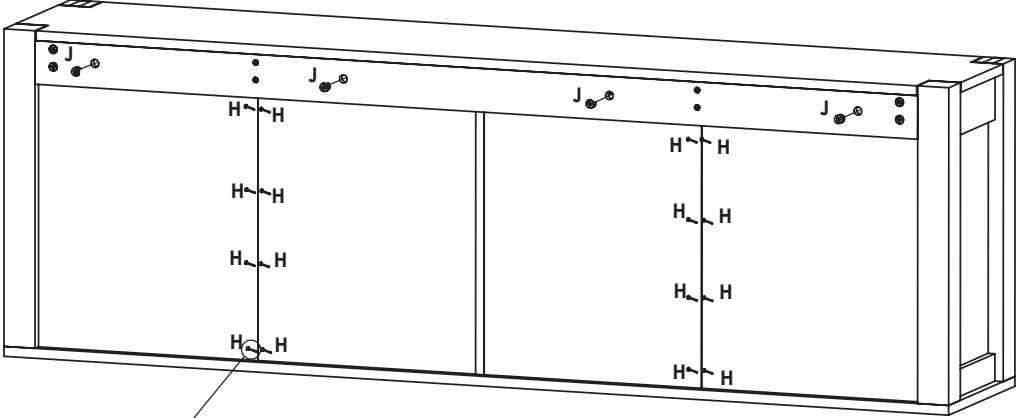
1 X 2



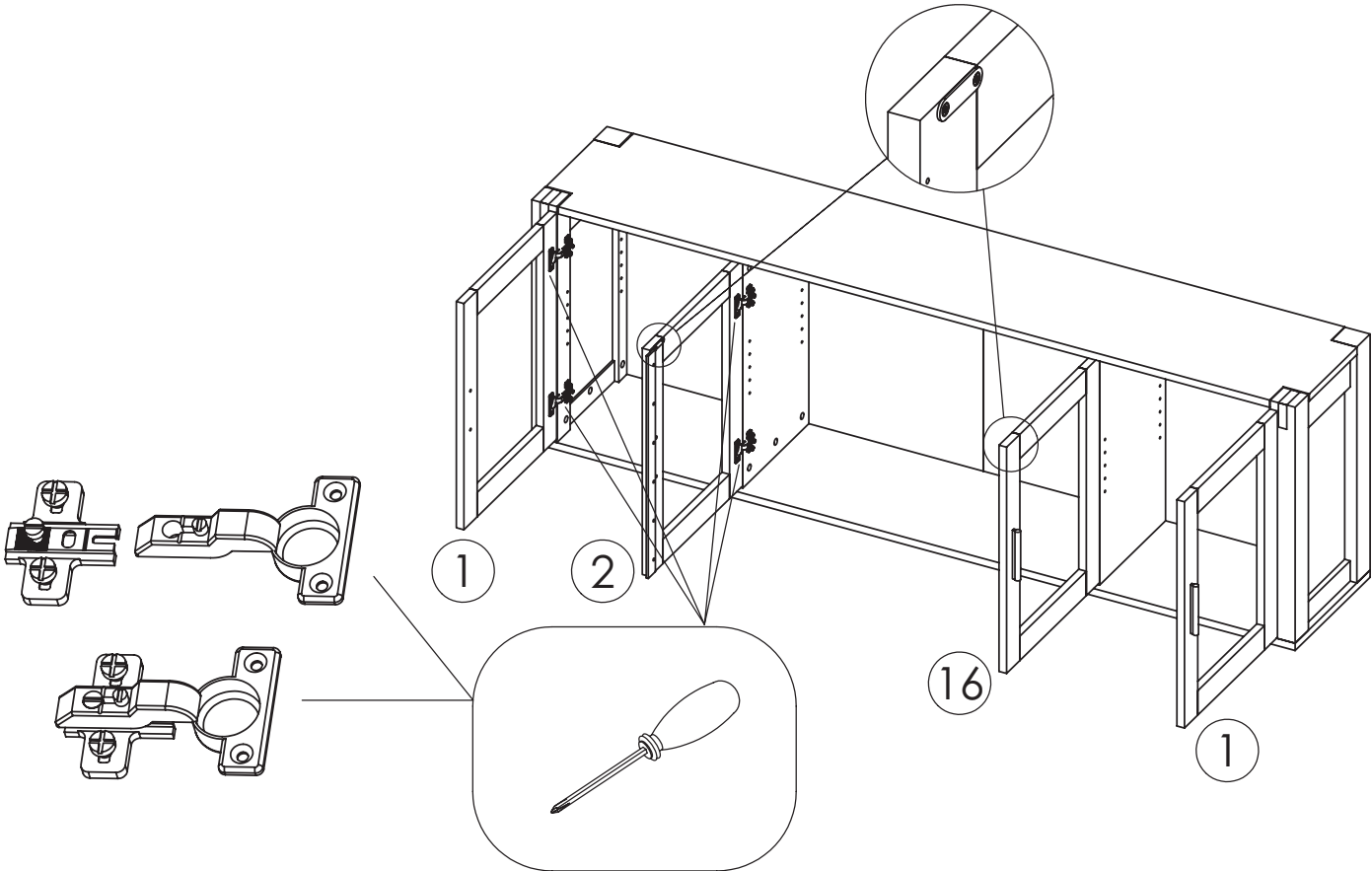
2



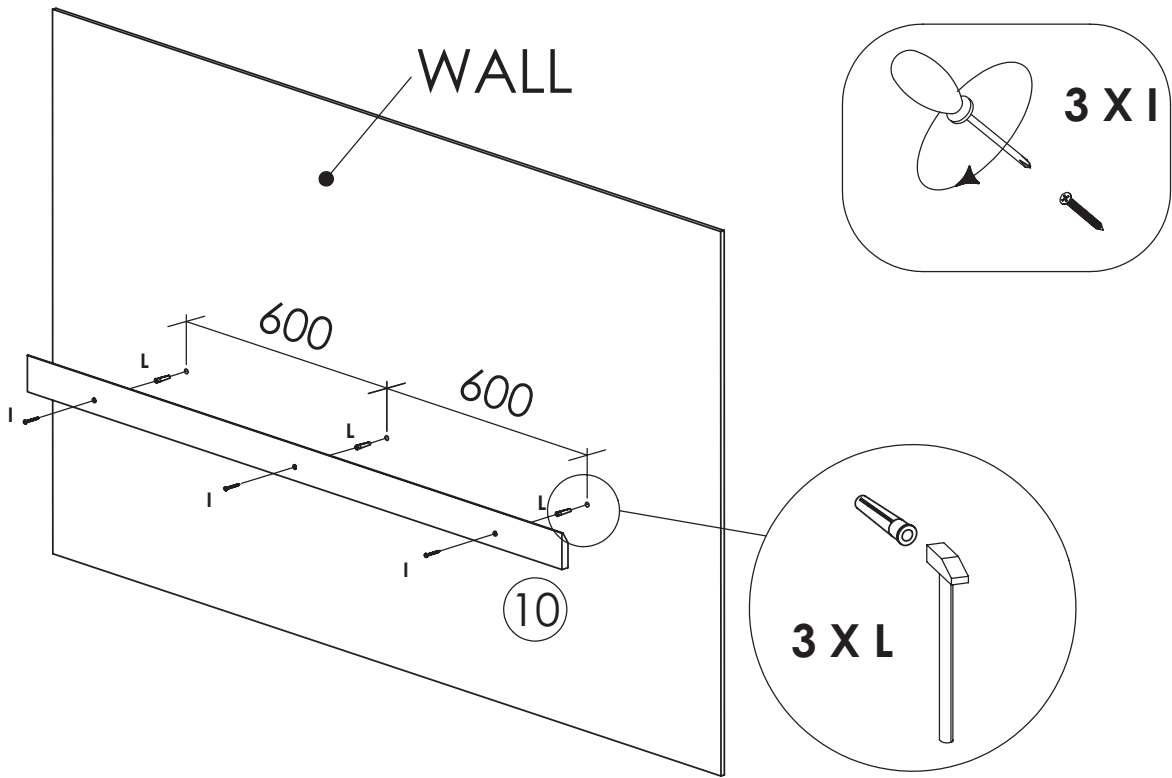
6 **16 X H** **4 X J**



7



8 **3 X L** **3 X I**



9

